

Peace of mind for your home

Heat Pump Catalogue 2018/2019





Find the answer to
your heating needs

1 Alfea 

p06

Heat pumps

2 Explorer

p24

Heat pump water heater

3 Cozytouch

p27

App controlled heating

4 Atlantic Heat

p28

Electric heating



Heating your
home has never
been easier

ALFEA A.I HEAT PUMPS



**8* YEAR
WARRANTY**

Air-to-water heat pumps transfer heat from outside (air) using a compressor to heat or cool the property. The heat pump can also be used for the production of domestic hot water.

Heat pumps only consume the electricity required to operate the compressor and any necessary accessories. This means that the energy requirement is significantly lower than the energy it recovers.

The Coefficient of Performance (COP) measures the ratio between the energy supplied and the energy used: for instance, a heat pump with a COP of 3 will consume 1kW of electricity but supply 3kW to the heating or hot water system.

As only an electric supply is required, heat pumps are an ideal solution for dwellings without access to the gas network, while still providing savings on running costs and reducing CO2 emissions.

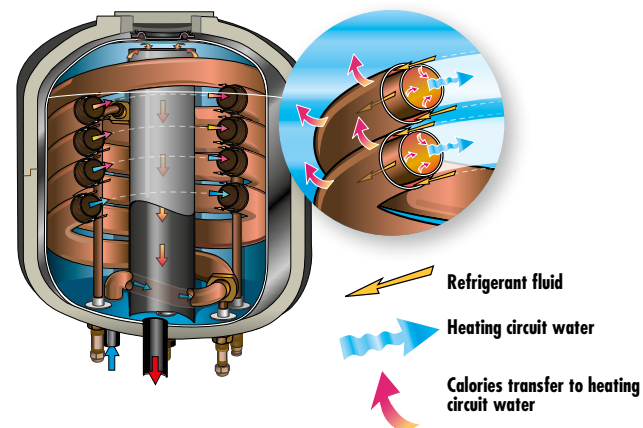


Patented technology

The Alfea A.I provides a dedicated hydraulic conception for improved performances.

The Alfea A.I range benefits from a coaxial heat exchanger, a technology developed and patented by Atlantic to maximise the heat pump performance.

The coaxial heat exchanger is immersed in a buffer tank allowing its functioning without any filter tap or water flow controller, which make Alfea A.I heat pumps a reliable and efficient solution.



Key features

Alfea A.I is a split air-to-water heat pump range which composes of an outdoor inverter unit connected to an indoor hydraulic module by a refrigerant connection.

The Inverter control adapts its power supply according to outside temperature in order to provide the exact amount of energy for a constant and economical heat.

The range also boasts a coaxial heat exchanger, a technology developed and patented by **Atlantic** to maximise heat pump performance.

- 55°C low temperature solutions, 60°C high performance solutions, 80°C hybrid solutions

- COP of up to 4.52

- 3kW electrical back-up as standard (Relay allows upgrade to 6kW)

- Full inverter regulation

- Low energy consumption circulation pump

- ErP - best: up to A++

- Perfect solution for new build or renovation projects, with or without DHW production

- Easy installation and maintenance

- Accessories kit to meet all specific requirements

- 55°C low temperature solutions, 60°C high performance solutions, 80°C hybrid solutions

- COP of up to 4.52

- 3kW electrical back-up as standard (Relay allows upgrade to 6kW)

- Full inverter regulation

- Low energy consumption circulation pump

- ErP - best: up to A++

- Perfect solution for new build or renovation projects, with or without DHW production

- Easy installation and maintenance

- Accessories kit to meet all specific requirements

ATLANTIC REGULATOR NAVISTEM 400S CONTROL

- NEW controlling system Navistem 400S

- Quick start, set up in less than 5 minutes

- Intuitive interface with auto-response menu



Alfea Extensa

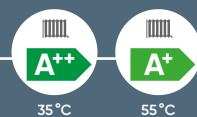
Split air-to-water heat pump that provides a low temperature solution for all projects

**8* YEAR
WARRANTY**



Description

- Suitable for new build and renovation
- 4 models: 5 to 10 kW - single-phase
- Performing heat pump working with outside temperature from -20°C to +35°C
- Low temperature heating (max. 55°C)



Alfea Extensa A.I is the all-round low temperature solution in the Alfea A.I range. Very easily adaptable and with high performance, its design and range of accessories make it a benchmark in the heating sector.

**LOW
TEMPERATURE
55°C**



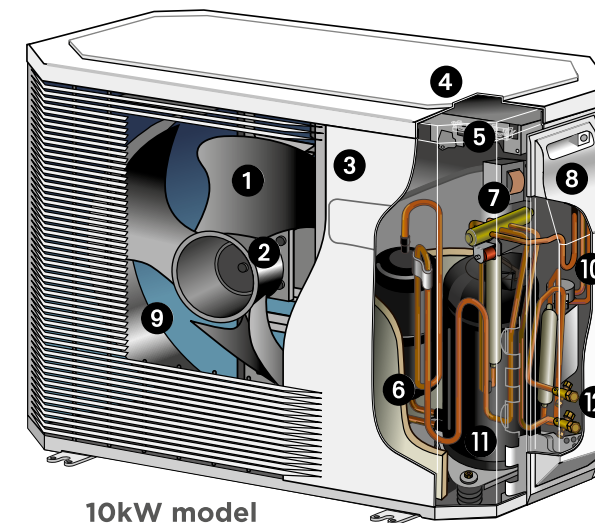
Available options

- 2nd circuit kit (plug-and-play kit)
- Cooling kit
- Separated hot water tank
- Electrical relay to upgrade to 6kW back-up
- Boiler connection kit
- Intelligent room temperature controller

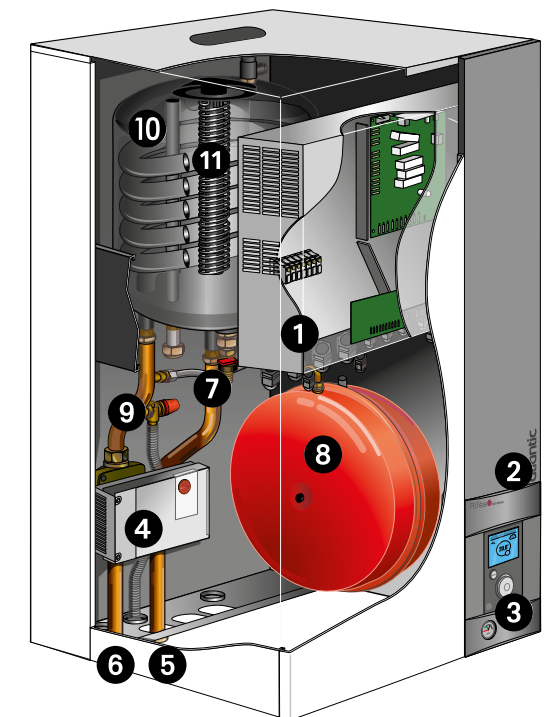
Supplies

OUTDOOR INVERTER UNIT

- Refrigerant circuit (R410A)
- Twin rotary compressor
- Indoor hydraulic module
- Coaxial exchanger immersed in buffer tank
- Low consumption circulation pump
- Outdoor sensor
- Expansion vessel, pressure meter, etc.



10kW model



Outdoor inverter unit

- 1 Low-noise, high-output coil
- 2 Electric variable speed "Inverter" motor
- 3 "Inverter" control module
- 4 Control lights and buttons
- 5 Connection terminals (power supply and interconnection)
- 6 Refrigerant accumulator bottle
- 7 Cycle reversing valve
- 8 Anti-corrosion treated metal cover
- 9 High performance exchange surface evaporator; anti-corrosion treated hydrophilic aluminium fins and grooved copper tubes
- 10 Electronic expansion valve
- 11 Noise and temperature insulated "Inverter" compressor
- 12 Refrigerating connection valves (flared connectors) with protective cover

Indoor hydraulic module

- 1 Electric board
- 2 User interface/regulator
- 3 Pressure gauge
- 4 Low consumption circulation pump
- 5 Heating flow
- 6 Heating return
- 7 Refrigerant connections
- 8 Expansion vessel
- 9 Safety valve
- 10 Coaxial heat exchanger
- 11 Electrical back-up

Key features

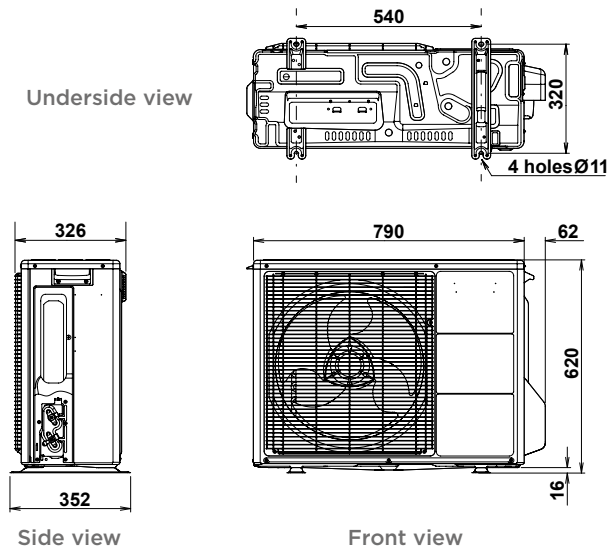
- COP: up to 4.52 (+7°C / +35°C)
- Compatible with all kinds of low temperature transmitters (underfloor heating/cooling, radiator, fan coil)
- Intuitive control and simplified use
- Navistem 400S regulator
- 3kW Electrical back-up integrated
- Integrated 16L buffer tank
- Patented coaxial heat exchanger
- Inverter regulation
- Possibility to manage an electric radiator heating zone from the heat pump control panel (optional)

Alfea Extensa

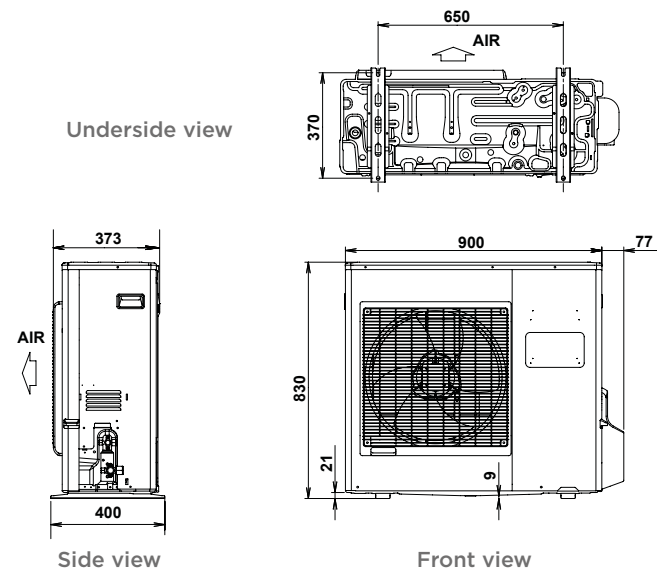
Split air-to-water heat pump that provides a low temperature solution for all projects

Clearances & dimensions

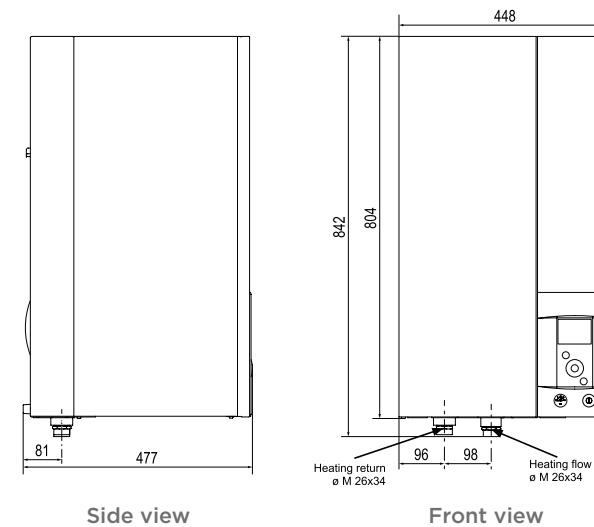
Outdoor inverter unit
Alfea extensa A.I 5, 6 & 8kW



Outdoor inverter unit
Alfea extensa A.I 10KW



Indoor hydraulic module



Technical specification

DESIGNATION	UNIT	ALFEA EXTENSA A.I 5	ALFEA EXTENSA A.I 6	ALFEA EXTENSA A.I 8	ALFEA EXTENSA A.I 10
Product code		AH526220	AH526221	AH526222	AH526223
REFRIGERANT		R410A	R410A	R410A	R410A
Heating capacity +7°C/+35°C - floor heating	kW	4.50	6.00	7.50	10.00
COP +7°C/+35°C - floor Heating		4.52	4.26	4.08	4.02
Heating capacity -7°C/+35°C - floor heating	kW	4.10	4.60	5.70	7.40
COP -7°C/+35°C - floor heating		2.79	2.64	2.56	2.49
Heating capacity +7°C/+45°C - Low T°radiators	kW	4.50	5.10	6.20	8.27
COP +7°C/+45°C - low T°radiators		3.44	3.40	3.32	3.27
Heating capacity -7°C/+45°C - low T°radiators	kW	4.10	4.45	5.05	7.40
COP -7°C/+45°C - low T°radiator		2.20	2.18	2.04	2.00
Heating capacity +7°C/+55°C - radiators	kW	4.50	4.50	5.00	7.00
COP +7°C/+55°C - radiators		2.51	2.51	2.58	2.45
Heating capacity -7°C/+55°C - radiators	kW	3.70	3.85	5.20	7.00
COP -7°C/+55°C - radiators		1.68	1.65	1.56	1.69

ErP	Electric back-up heater (standard)	kW	3	3	3	3
-----	------------------------------------	----	---	---	---	---

ENERGY EFFICIENCY & ACOUSTIC CHARACTERISTICS WITH OUTDOOR SENSOR					
Energy class - heating (35°C/55°C)	-	A++ / A+	A++ / A+	A++ / A+	A++ / A+
Thermal power (35°C/55°C)	kW	4 / 4	5 / 5	7 / 6	8 / 8
Seasonal energy efficiency - heating (35°C/55°C)	%	171 / 117	171 / 117	158 / 120	157 / 115

Annual energy consumption - heating (35°C/55°C)	kWh	2160 / 3027	2505 / 3180	3375 / 3886	4415 / 5415
Sound power level (indoor/outdoor)	dB(A)	46 / 63	46 / 63	46 / 69	46 / 69

INDOOR HYDRAULIC MODULE					
Noise level*	dB(A)	39	39	39	39
Dimensions h x w x d	mm	800x450x480	800x450x480	800x450x480	800x450x480
Net weight/filled weight	kg	42 / 58	42 / 58	42 / 58	42 / 58
Power supply		230V / 50Hz	230V / 50Hz	230V / 50Hz	230V / 50Hz

OUTDOOR UNIT					
Noise level**	dB(A)	41	41	47	47
Dimensions h x w x d	mm	620x790x290	620x790x290	620x790x290	830x900x330
Operating weight	kg	41	41	42	60

REFRIGERANT CHARACTERISTICS					
Min./max. length	m	5 / 30	5 / 30	5 / 30	5 / 30
Max. diff. in height	m	15	15	15	15
R410 A factory load	g	1100	1100	1400	1800
Amount of fluid expressed in CO ₂ equivalent	t	2	2	3	4

*Acoustic pressure at 1m from heat pump, 1.5m height, open field, directivity 2.
**Acoustic pressure at 5m from heat pump, 1.5m height, open field, directivity 2.

Alfea Extensa Duo

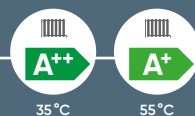
Split air-to-water heat pump that provides a low temperature solution (heating & DHW) for all projects

**8* YEAR
WARRANTY**



Description

- Suitable for new build and renovation
- 4 models: 5 to 10 kW - single-phase
- Heating and DHW integrated
- Performing heat pump working with outside temperature from -20°C to +35°C
- Low temperature heating (max. 55°C)



Alfea Extensa Duo A.I is an easily adaptable, high performance heat pump with integrated domestic hot water production (190 litre storage tank included). Its design and range of accessories make it a benchmark in the heating sector.

**LOW
TEMPERATURE
55°C**



Available options

- 2nd circuit kit (plug-and-play kit)
- Cooling kit
- Hydraulic kit for top connections
- Electrical relay to upgrade to 6kW back-up
- Boiler connection kit
- Intelligent room temperature controller

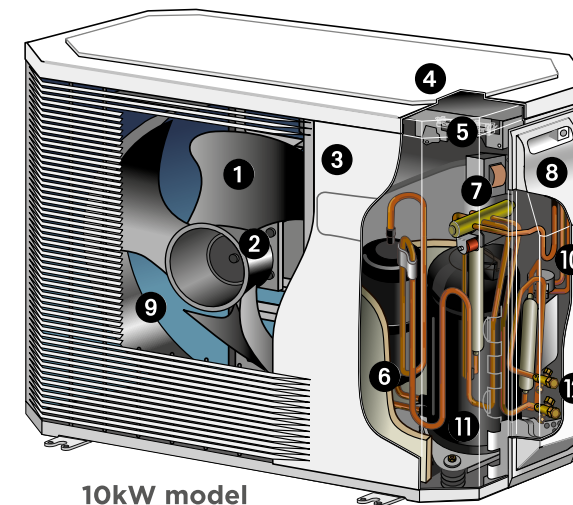
Supplies

OUTDOOR INVERTER UNIT

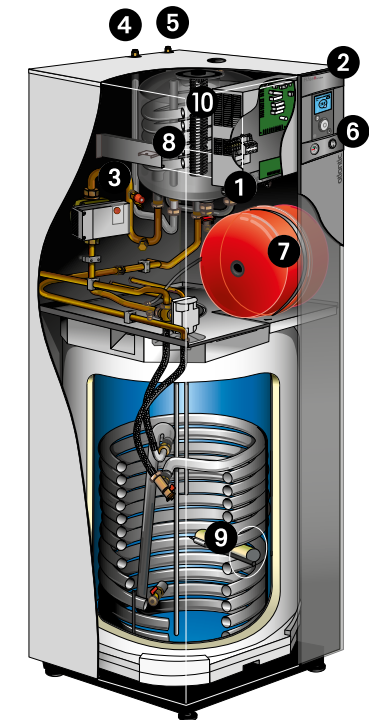
- Refrigerant circuit (R410A)
- Twin rotary compressor

INDOOR HYDRAULIC MODULE

- DHW storage tank integrated (190L)
- Coaxial exchanger immersed in buffer tank
- Low consumption circulation pump
- Outdoor sensor
- Expansion vessel, pressure meter, etc.



10kW model



Outdoor inverter unit

- 1 Low-noise, high-output coil
- 2 Electric variable speed "Inverter" motor
- 3 "Inverter" control module
- 4 Control lights and buttons
- 5 Connection terminals (power supply and interconnection)
- 6 Refrigerant accumulator bottle
- 7 Cycle reversing valve
- 8 Anti-corrosion treated metal cover
- 9 High performance exchange surface evaporator; anti-corrosion treated hydrophilic aluminium fins and grooved copper tubes
- 10 Electronic expansion valve
- 11 Noise and temperature insulated "Inverter" compressor
- 12 Refrigerating connection valves (flared connectors) with protective cover

Indoor hydraulic module

- 1 Electric board
- 2 User interface/regulator
- 3 Low consumption circulation pump
- 4 "Gas" refrigeration connection
- 5 "Liquid" refrigeration connection
- 6 Pressure gauge
- 7 Expansion vessel
- 8 Coaxial heat exchanger
- 9 DHW electric back-up
- 10 Electrical back-up

Key features

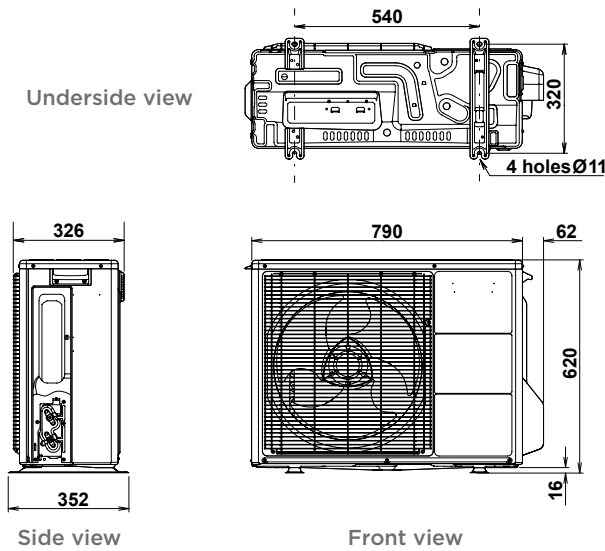
- DHW storage tank included (190L)
- COP: up to 4.52 (+7°C / +35°C)
- Compatible with all kinds of low temperature transmitters (underfloor heating/cooling, fan coil)
- Intuitive control and simplified use
- Navistem 400S regulator
- 3kW Electrical back-up integrated
- 16L buffer tank integrated
- Patented coaxial heat exchanger
- Inverter regulation
- Possibility to manage an electric radiator heating zone from the heat pump control panel (optional)

Alfea Extensa Duo

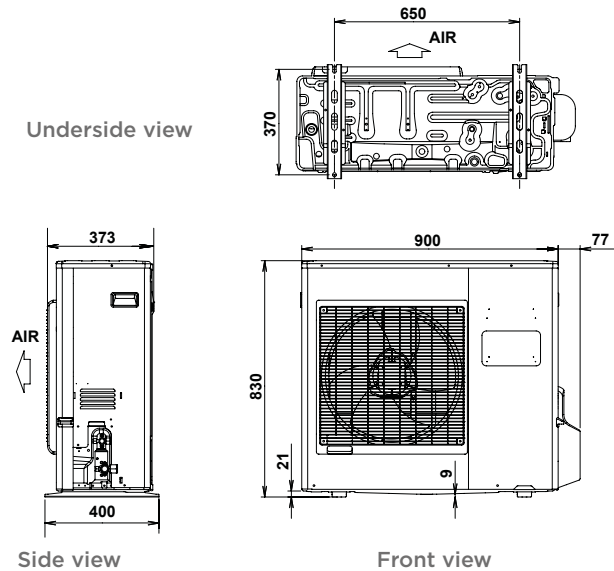
Split air-to-water heat pump that provides a low temperature solution (heating & DHW) for all projects

Clearances & dimensions

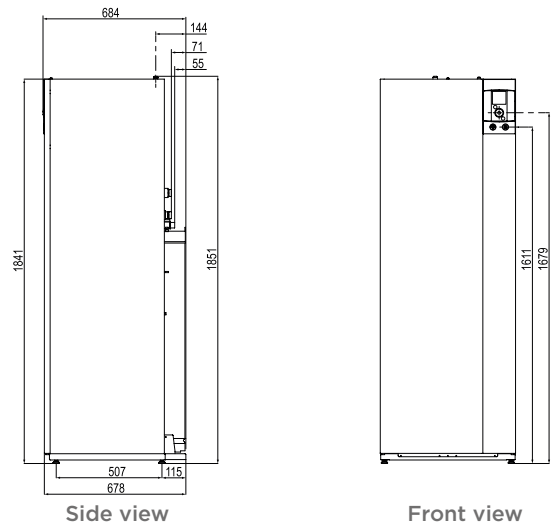
Outdoor Inverter Unit
Alfea Extensa Duo A.I 5,6 & 8 kW



Outdoor inverter unit
Alfea Extensa Duo A.I 10KW



Indoor hydraulic module



Technical specification

DESIGNATION	UNIT	ALFEA EXTENSA DUO A.I 5	ALFEA EXTENSA DUO A.I 6	ALFEA EXTENSA DUO A.I 8	ALFEA EXTENSA DUO A.I 10
Product code		AH526226	AH526227	AH526228	AH526229
REFRIGERANT		R410A	R410A	R410A	R410A
Heating capacity +7°C/+35°C – Floor Heating	kW	4.50	6.00	7.50	10.00
COP +7°C/+35°C – floor heating		4.52	4.26	4.08	4.02
Heating capacity -7°C/+35°C – floor heating	kW	4.10	4.60	5.70	7.40
COP -7°C/+35°C – floor heating		2.79	2.64	2.56	2.49
Heating capacity +7°C/+45°C – low T°radiators	kW	4.50	5.10	6.20	8.27
COP +7°C/+45°C – low T°radiators		3.44	3.40	3.32	3.27
Heating capacity -7°C/+45°C – low T°radiators	kW	4.10	4.45	5.05	7.40
COP -7°C/+45°C – low T°radiator		2.20	2.18	2.04	2.00
Heating capacity +7°C/+55°C – radiators	kW	4.50	4.50	5.00	7.00
COP +7°C/+55°C – radiators		2.51	2.51	2.58	2.45
Heating capacity -7°C/+55°C – radiators	kW	3.70	3.85	5.20	7.00
COP -7°C/+55°C – radiators		1.68	1.65	1.56	1.69
ErP Electric back-up heater (standard)	kW	3	3	3	3
ENERGY EFFICIENCY & ACOUSTIC CHARACTERISTICS WITH OUTDOOR SENSOR					
Energy class – heating (35°C/55°C)	-	A++ / A+	A++ / A+	A++ / A+	A++ / A+
Thermal power (35°C/55°C)	kW	4 / 4	5 / 5	7 / 6	8 / 8
Seasonal energy efficiency – heating (35°C/55°C)	%	171 / 117	171 / 117	158 / 120	157 / 115
Annual energy consumption – heating (35°C/55°C)	kWh	2160 / 3027	2510 / 3183	3379 / 3891	4430 / 5422
Sound power level (indoor/outdoor)	dB(A)	46 / 63	46 / 63	46 / 69	46 / 69
Declared load profile – DHW	-	L	L	L	L
Energy class – DHW	-	A+	A+	A+	A+
Annual energy consumption – DHW	kWh	880	880	880	880
Seasonal energy efficiency (%) – DHW	%	120	120	120	120
INDOOR HYDRAULIC MODULE					
Noise level*	dB(A)	39	39	39	39
Dimensions h x w x d	mm	1850x650x698	1850x650x698	1850x650x698	1850x650x698
Net weight/filled weight	kg	152 / 370	152 / 370	152 / 370	152 / 370
Power supply		230V / 50Hz	230V / 50Hz	230V / 50Hz	230V / 50Hz
OUTDOOR UNIT					
Noise level**	dB(A)	41	41	47	47
Dimensions h x w x d	mm	620x790x290	620x790x290	620x790x290	620x790x290
Operating weight	kg	41	41	42	60
REFRIGERANT CHARACTERISTICS					
Min./max. length	m	5 / 30	5 / 30	5 / 30	5 / 30
Max. diff. in height	m	15	15	15	15
R410 A factory load	g	1100	1100	1400	1800
Amount of fluid expressed in CO ₂ equivalent	t	2	2	3	4

*Acoustic pressure at 1m from heat pump, 1.5m height, open field, directivity 2.
**Acoustic pressure at 5m from heat pump, 1.5m height, open field, directivity 2.

Alfea Excellia

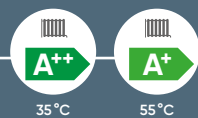
Split air-to-water heat pump that provides a high temperature solution for all projects.

**8* YEAR
WARRANTY**



Description

- Suitable for new build and renovation
- 2 models: 11 and 14 kW – single-phase
- 3 models: 11, 14 and 16kW – three-phase
- Heating only
- Performing heat pump working with outside temperature from -25°C to +35°C
- Working temperature of 60°C, up to -20°C outside temperature



Alfea Excellia A.I is an all-round high temperature solution in the Alfea A.I range. Very easily adaptable and with high performance, its design and range of accessories make it a benchmark in the heating sector and an ideal option for heat pump renovation projects.



Available options

- 2nd circuit kit (plug-and-play kit)
- Cooling kit
- Separated hot water tank
- Electrical relay to upgrade to 6kW back-up (Three phase models supplied with 9kW back-up as standard)
- Boiler connection kit
- Intelligent room temperature controller

Supplies

OUTDOOR INVERTER UNIT

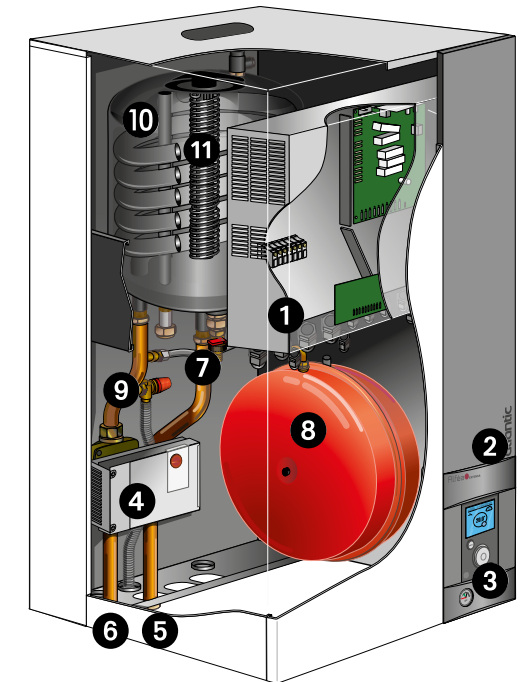
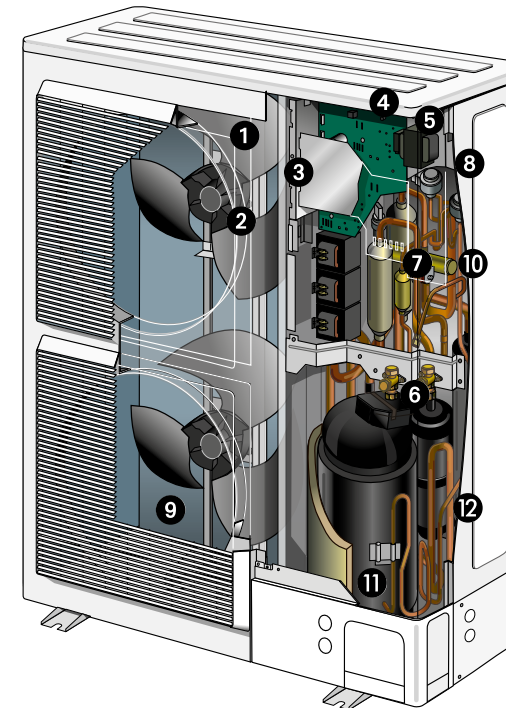
- Refrigerant circuit uses liquid reinjection technology during compression phase (R410A)
- Twin rotary compressor
- Double fan

INDOOR HYDRAULIC MODULE

- Coaxial exchanger immersed in buffer tank
- Low consumption circulation pump
- Expansion vessel, valve, etc.
- Electric panel and terminal blocks.

Key features

- COP : up to 4.3 (+7°C / +35°C)
- Compatible with all kinds of low temperature transmitters (underfloor heating/cooling, fan coil)
- Intuitive control and simplified use
- Navistem 400S regulator
- 3kW Electrical back-up integrated (9kW three phase models)
- Perfect solution for high heating demand
- 16L buffer tank integrated
- Patented coaxial heat exchanger
- Inverter regulation
- Possibility to manage an electric radiator heating zone from the heat pump control panel (optional)



Outdoor inverter unit

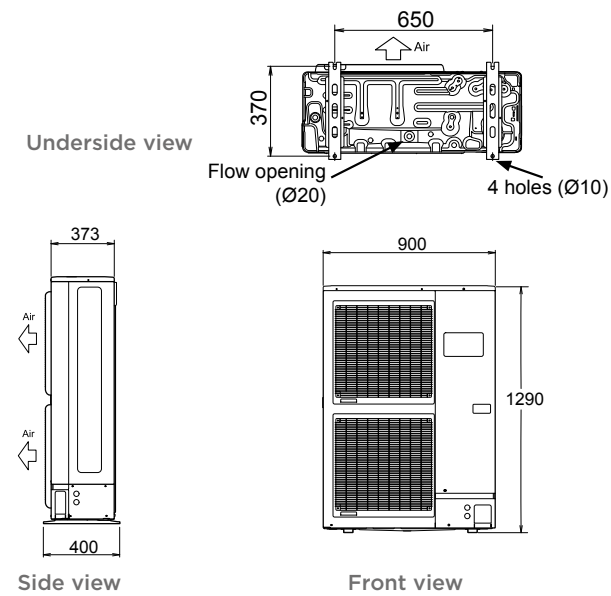
- 1 Low-noise, high-output coil
- 2 Electric variable speed "Inverter" motor
- 3 "Inverter" control module
- 4 Control lights and buttons
- 5 Connection terminal blocks (power supply and interconnection)
- 6 Refrigerant accumulator bottle
- 7 Cycle reversing valve
- 8 Anti-corrosion treated metal cover
- 9 High performance exchange surface evaporator; anti-corrosion treated hydrophilic aluminium fins and grooved copper tubes
- 10 Electronic expansion valve
- 11 Noise and temperature insulated "Inverter" compressor
- 12 Refrigerating connection valves (flared connectors) with protective cover

Indoor hydraulic module

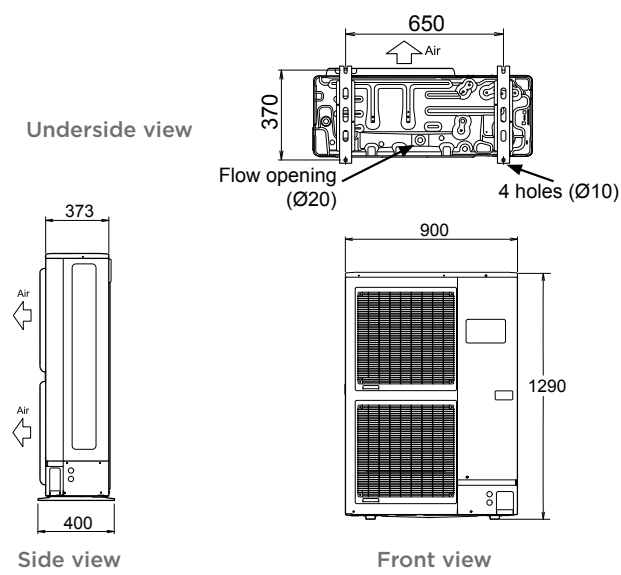
- 1 Electric board
- 2 User interface/regulator
- 3 Pressure gauge
- 4 Low consumption circulation pump
- 5 Heating flow
- 6 Heating return
- 7 Refrigerant connections
- 8 Expansion vessel
- 9 Safety valve
- 10 Coaxial heat exchanger
- 11 Electrical back-up

Clearances & dimensions

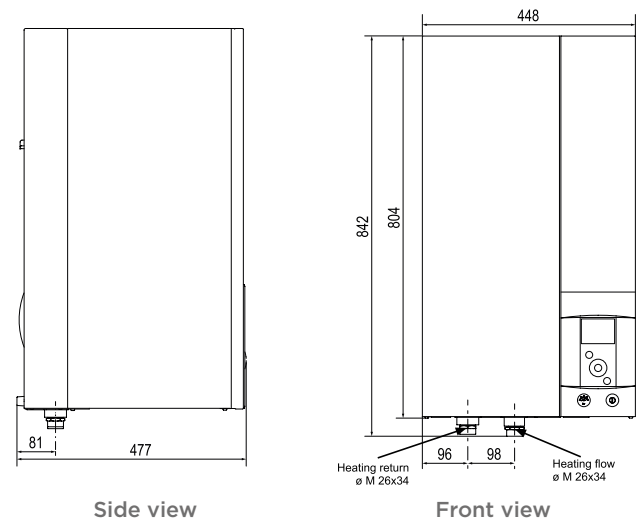
Outdoor Inverter unit Alfea Excellia A.I 11kW & 14kW single-phase



Outdoor Inverter unit Alfea Excellia A.I 11kW, 14kW & 16kW three-phase



Indoor hydraulic module



Technical specification

DESIGNATION	UNIT	ALFEA EXCELLIA A.I 11	ALFEA EXCELLIA A.I 14	ALFEA EXCELLIA A.I TRI 11	ALFEA EXCELLIA A.I TRI 14	ALFEA EXCELLIA A.I TRI 16
Product code		AH526350	AH526351	AH526352	AH526353	AH526354
REFRIGERANT		R410A	R410A	R410A	R410A	R410A
Heating capacity +7°C/+35°C – floor heating	kW	10.80	13.50	10.80	13.00	15.17
COP +7°C/+35°C – floor heating		4.25	4.18	4.30	4.18	4.10
Heating capacity -7°C/+35°C – floor heating	kW	10.38	11.54	10.38	12.20	12.98
COP -7°C/+35°C – floor heating		2.40	2.27	2.43	2.38	2.40
Heating capacity +7°C/+45°C – low T°radiators	kW	9.05	11.32	9.90	12.10	12.75
COP +7°C/+45°C – low T°radiators		3.21	3.07	3.32	3.20	3.21
Heating capacity -7°C/+45°C – low T°radiators	kW	9.16	11.41	9.98	10.70	12.95
COP -7°C/+45°C – low T°radiator		2.00	1.93	2.16	2.08	2.03
Heating capacity +7°C/+55°C – radiators	kW	7.59	9.48	9.29	10.60	12.71
COP +7°C/+55°C – radiators		2.47	2.40	2.64	2.41	2.52
Heating capacity -7°C/+55°C – radiators	kW	7.57	9.20	9.27	10.10	12.00
COP -7°C/+55°C – radiators		1.66	1.81	1.82	1.79	1.74
Heating capacity +7°C / +60°C – radiators	kW	7.05	8.81	9.25	11.50	12.49
Heating capacity -7°C / +60°C – radiators	kW	6.71	8.42	8.48	10.10	10.90
Electric back-up heater (standard)	kW	3	3	9	9	9
ENERGY EFFICIENCY & ACOUSTIC CHARACTERISTICS WITH OUTDOOR SENSOR						
Energy class - heating (35°C/55°C)	-	A++ / A+	A++ / A+	A++ / A+	A++ / A+	A++ / A+
Rated heat output (35°C/55°C)	kW	11 / 9	13 / 11	11 / 9	13 / 11	14 / 13
Seasonal energy efficiency - heating (35°C/55°C)	%	153 / 111	150 / 115	156 / 114	152 / 119	151 / 119
Annual energy consumption - heating (35°C/55°C)	kWh	6062 / 6842	6824 / 8041	5930 / 6669	6738 / 7803	7408 / 9062
Sound power level (indoor/outdoor)	dB(A)	46 / 69	46 / 70	46 / 68	46 / 69	46 / 70
INDOOR HYDRAULIC MODULE						
Noise level*	dB(A)	39	39	39	39	39
Dimensions h x w x d	mm	800x450x480	800x450x480	800x450x480	800x450x480	800x450x480
Net weight/filled weight	kg	42 / 58	42 / 58	42 / 58	42 / 58	42 / 58
Power supply		230 V / 50 Hz	230 V / 50 Hz	400 V / 50 Hz	400 V / 50 Hz	400 V / 50 Hz
OUTDOOR UNIT						
Noise level**	dB (A)	47	48	46	47	48
Dimensions h x w x d	mm	1290x900x400	1290x900x400	1290x900x400	1290x900x400	1290x900x400
Operating weight	kg	92	92	99	99	99
REFRIGERANT CHARACTERISTICS						
Min./max. length	m	5 / 20	5 / 20	5 / 20	5 / 20	5 / 20
Max. diff. in height	m	15	15	15	15	15

*Acoustic pressure at 1m from heat pump, 1.5m height, open field, directivity 2.
**Acoustic pressure at 5m from heat pump, 1.5m height, open field, directivity 2.

Alfea Excellia Duo

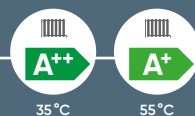
Split air-to-water heat pump provides a high temperature solution (heating & DHW) for all projects.

**8* YEAR
WARRANTY**



Description

- Suitable for new build and renovation
- 2 models: 11 and 14 kW – single-phase
- 3 models: 11, 14 and 16 kW – three-phase
- Heating and DHW integrated
- Performing heat pump working with outside temperature from -25°C to +35°C
- Working temperature of 60°C, up to -20°C outside temperature



Alfea Excellia Duo A.I is an easily adaptable high performance heat pump with integrated domestic hot water production (190 litre storage tank included). Its design and range of accessories make it an ideal option for heat pump renovation projects.



Available options

- 2nd circuit kit (plug-and-play kit)
- Cooling kit
- Hydraulic kit for top connections
- Electrical relay to upgrade to 6kW back-up (Three phase models supplied with 9kW back-up as standard)
- Boiler connection kit
- Intelligent room temperature controller

Supplies

OUTDOOR INVERTER UNIT

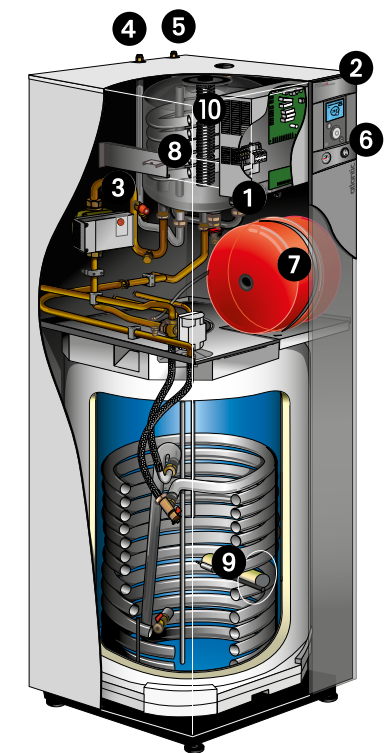
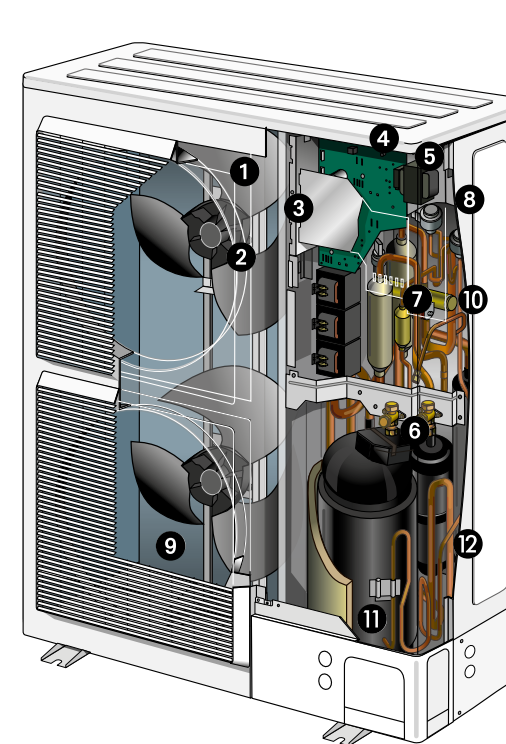
- Refrigerant circuit with liquid reinjection technology during compression phase (R410A)
- Double fan
- Full Inverter control

INDOOR HYDRAULIC MODULE

- DHW storage tank integrated (190L) with ACI protection
- Coaxial exchanger immersed in buffer tank
- Low consumption circulation pump
- Expansion vessel, pressure meter, etc.
- Outdoor sensor

Key features

- DHW storage tank included (190L)
- COP : up to 4.3 (+7°C / +35°C)
- Compatible with all kinds of low temperature transmitters (underfloor heating/cooling, fan coil)
- Intuitive control and simplified use
- Navistem 400S regulator
- 3kW Electrical back-up integrated (9kW three phase models)
- Perfect solution for high heating demand
- 16L buffer tank integrated
- Patented coaxial heat exchanger
- Inverter regulation
- Possibility to manage an electric radiator heating zone from the heat pump control panel (optional)



Outdoor inverter unit

- 1 Low-noise, high-output coil
- 2 Electric variable speed "Inverter" motor
- 3 "Inverter" control module
- 4 Control lights and buttons
- 5 Connection terminal blocks (power supply and interconnection)
- 6 Refrigerant accumulator bottle
- 7 Cycle reversing valve
- 8 Anti-corrosion treated metal cover
- 9 High performance exchange surface evaporator; anti-corrosion treated hydrophilic aluminium fins and grooved copper tubes
- 10 Electronic expansion valve
- 11 Noise and temperature insulated "Inverter" compressor
- 12 Refrigerating connection valves (flared connectors) with protective cover

Indoor hydraulic module

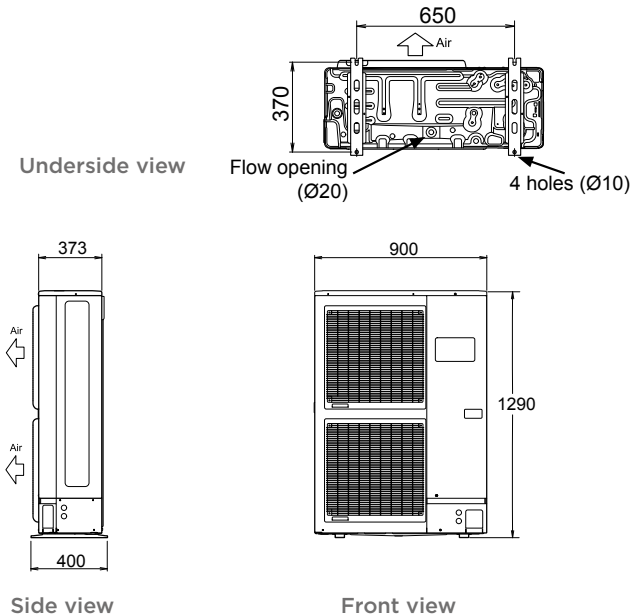
- 1 Electric board
- 2 User interface/regulator
- 3 Low consumption circulation pump
- 4 "Gas" refrigeration connection
- 5 "Liquid" refrigeration connection
- 6 Pressure gauge
- 7 Expansion vessel
- 8 Coaxial heat exchanger
- 9 DHW electric back-ups
- 10 Electrical back-up

Alfea Excellia Duo

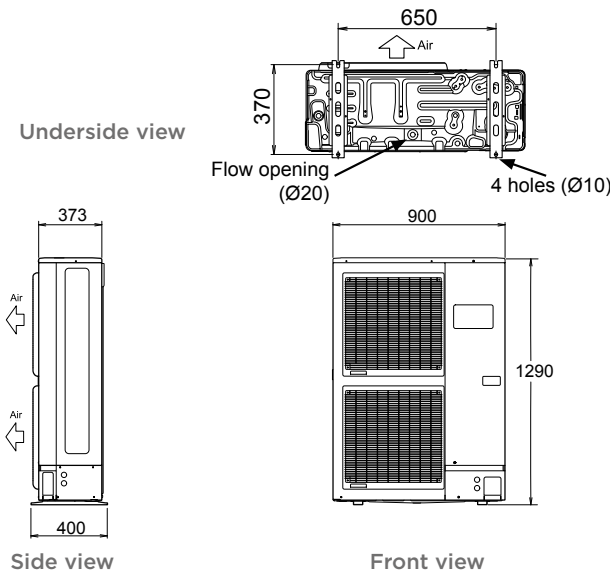
Split air-to-water heat pump provides a high temperature solution (heating & DHW) for all projects.

Clearances & dimensions

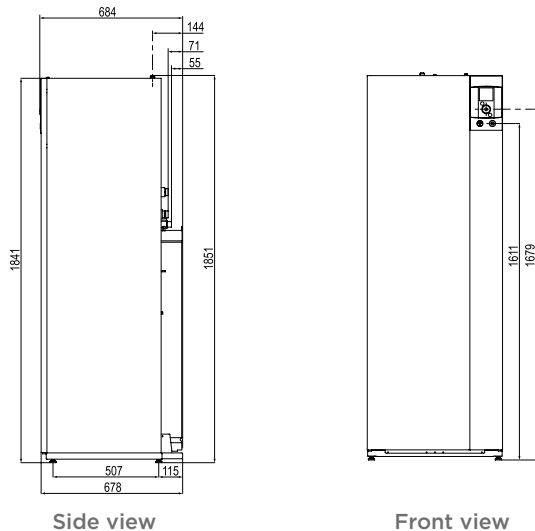
Outdoor Inverter unit Alfea Excellia Duo
A.I 11kW & 14kW single-phase



Outdoor Inverter unit Alfea Excellia Duo
A.I 11kW, 14kW & 16kW three-phase



Indoor hydraulic module



Technical specification

DESIGNATION	UNIT	ALFEA EXCELLIA DUO A.I 11	ALFEA EXCELLIA DUO A.I 14	ALFEA EXCELLIA DUO A.I TRI 11	ALFEA EXCELLIA DUO A.I TRI 14	ALFEA EXCELLIA DUO A.I TRI 16
Product code		AH526355	AH526356	AH526357	AH526358	AH526359
REFRIGERANT		R410A	R410A	R410A	R410A	R410A
Heating capacity +7°C/+35°C – floor heating	kW	10.80	13.50	10.80	13.00	15.17
Heating capacity +7°C/+35°C – floor heating		4.25	4.18	4.30	4.18	4.10
Heating capacity -7°C/+35°C – floor heating	kW	10.38	11.54	10.38	12.20	12.98
COP -7°C/+35°C – floor heating		2.40	2.27	2.43	2.38	2.40
Heating capacity +7°C/+45°C – low T°radiators	kW	9.05	11.32	9.90	12.10	12.75
COP +7°C/+45°C – low T°radiators		3.21	3.07	3.32	3.20	3.21
Heating capacity -7°C/+45°C – low T°radiators	kW	9.16	11.41	9.98	10.70	12.95
COP -7°C/+45°C – low T°radiator		2.00	1.93	2.16	2.08	2.03
Heating capacity +7°C/+55°C – radiators	kW	7.59	9.48	9.29	10.60	12.71
COP +7°C/+55°C – radiators		2.47	2.40	2.64	2.41	2.52
Heating capacity -7°C/+55°C – radiators	kW	7.57	9.20	9.27	10.10	12.00
COP -7°C/+55°C – radiators	kW	1.66	1.81	1.82	1.79	1.74
Heating capacity +7°C / +60°C – radiators	kW	7.05	8.81	9.25	11.50	12.49
Input power -7°C / +60°C – radiators		6.71	8.42	8.48	10.10	10.90
Electric back-up heater (standard)	kW	3	3	9	9	9

ENERGY EFFICIENCY & ACOUSTIC CHARACTERISTICS WITH OUTDOOR SENSOR						
Energy class – heating (35°C/55°C)	-	A++ / A+	A++ / A+	A++ / A+	A++ / A+	A++ / A+
Rated heat output (35°C/55°C)	kW	11 / 9	13 / 11	11 / 9	13 / 11	14 / 13
Seasonal energy efficiency – heating (35°C/55°C)	%	153 / 111	150 / 115	156 / 114	152 / 119	151 / 119
Annual energy consumption – heating (35°C/55°C)	kWh	6062 / 6842	6824 / 8041	5930 / 6669	6738 / 7803	7408 / 9062
Sound power level (indoor/outdoor)	dB(A)	46 / 69	46 / 70	46 / 68	46 / 69	46 / 70
Declared load profile – DHW	-	L	L	L	L	L
Energy class – DHW	-	A	A	A	A	A
Annual water heating energy consumption	kWh	1166	1166	1166	1166	1166
Seasonal water heating energy efficiency (%)	%	88	88	88	88	88

INDOOR HYDRAULIC MODULE						
Noise level*	dB(A)	39	39	39	39	39
Dimensions h x w x d	mm	1850x650x698	1850x650x698	1850x650x698	1850x650x698	1850x650x698
Net weight/filled weight	kg	152 / 370	152 / 370	152 / 370	152 / 370	152 / 370
Power supply		230 V / 50 Hz	230 V / 50 Hz	400 V / 50 Hz	400 V / 50 Hz	400 V / 50 Hz

OUTDOOR UNIT						
Noise level**	dB(A)	47	48	46	47	48
Dimensions h x w x d	mm	1290x970x400	1290x970x400	1290x900x400	1290x900x400	1290x900x400
Operating weight	kg	92	92	99	99	99

REFRIGERANT CHARACTERISTICS						
Min./max. length	m	5 / 20	5 / 20	5 / 20	5 / 20	5 / 20
Max. diff. in height	m	15	15	15	15	15
R410 A factory load	g	2500	2500	2500	2500	2500
Amount of fluid expressed in CO ₂ equivalent	t	5	5	5	5	5

*Acoustic pressure at 1m from heat pump, 1.5m height, open field, directivity 2.
**Acoustic pressure at 5m from heat pump, 1.5m height, open field, directivity 2.

EXPLORER HEAT PUMP WATER HEATER



The Explorer heat pump water heater is an efficient and cost effective solution that provides hot water by using the clean energy contained in ambient air.



**5* YEAR
WARRANTY**

Explorer uses the operational principle of a heat pump, by absorbing calories in the outdoor air and using it to provide water heating.

With no requirement for an outdoor unit the Explorer is a silent heat-pump water heater that comes equipped with ACI hybrid anti-corrosive protection to ensure optimum energy savings.

Compatible with four different types of energy and the option to be remotely controlled from your smartphone, ensures cost effective hot water for the whole family

Explorer

Heat pump water heater

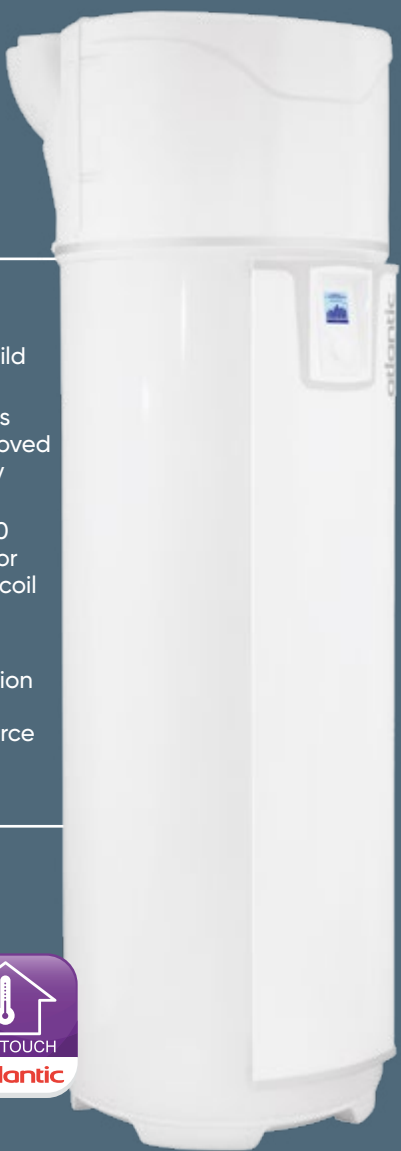
5* YEAR WARRANTY

Description

- Suitable for new build and renovation
- Smart control learns user habits for improved comfort and energy savings
- 4 models: 200 & 270 litre capacity with or without an internal coil
- Compatible with photovoltaic (PV)
- Smart energy function selects the most efficient energy source



LOW TEMPERATURE 55°C



Key features

- 70% energy savings with COP of up to 3.8
- ACI hybrid anti-corrosion technology
- Wireless remote control
- Easy to install with adjustable air inlet/outlet
- Atlantic technologies: Diamond-quality enamel and Steatite technology
- Compatible with solar (photovoltaic or solar panel) and boiler systems (built-in coil)
- Large optimised coil for fast heating and a size adapted for low temperature devices
- A circulation connection to provide comfort on all point-of-use
- Adjustable feet
- Can lay on 1 side for easy transport



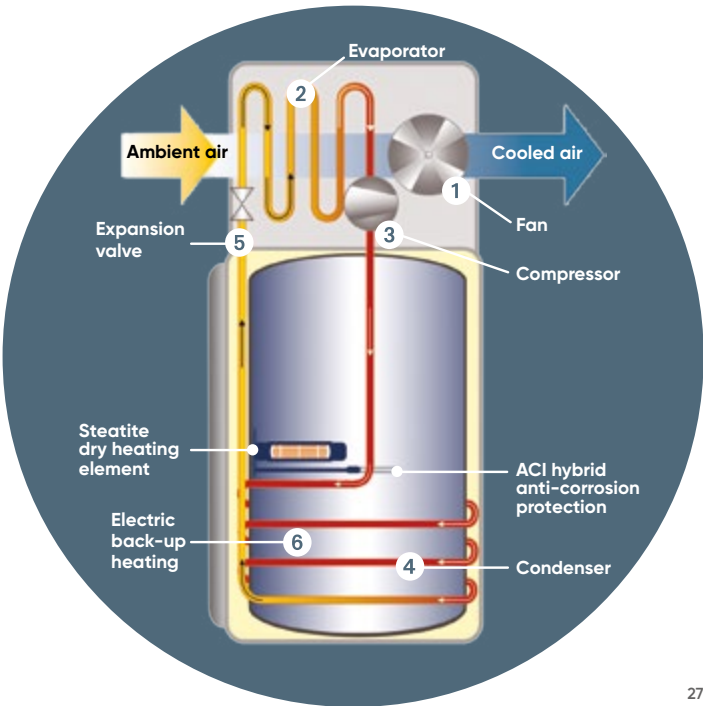
Technical specification

SPECIFICATIONS	CAPACITY (L)			
	200 without coil	200 with coil	270 without coil	270 with coil
Product code	AH886068	AH886070	AH886069	AH886071
Dimensions (mm)	1609 x 620 x 665		1949 x 620 x 665	
Net weight without coil (kg)	-	85	-	93
Net weight with coil (kg)	100	-	108	-
Tank capacity (L)	200		270	
Electric back-up volume (L)	110		130	
Rated water pressure (bars)	8			
Electrical connection (V/Hz)	230 V~/50 Hz			
Maximum total power consumed by the device (W)	2 465			
Maximum power consumed by the heat pump (W)	665			
Power consumed by electric heating (W)	1800			
Water temperature range by heat pump (°C)	50 to 62°C			
Heat pump temperature range of use (°C)	-5 to 43°C			
Refrigerant fluid R 134A (kg)	1.25		1.35	
Vacuum air flow (ambient installation) (m³/h)	390			
COP at 20°C* (ambient)	4.1		4.3	
COP at 7°C* (ambient)	2.79 (L profil)		2.84 (XL profil)	
Acoustic pressure at 2m (dB(A))	37			
Acoustic power (dB(A))	57			
Heating time from 15 to 51°C (ambient installation 15°C air) (H)	4h48		7h32	
Coil power (kW) primary 60°C 1000 / 1500 / 2000 L/H (kW)	15.5 / 16 / 16.4			
Coil surface (m²)	1.2			
Recirculation connection	Available for models with coil			
ERP Energy class	A+			



How does it work?

The fan **1** inhales ambient air transferring its energy to the refrigerant agent in the evaporator **2** thus changing from liquid to gas. The gas is further heated by compression **3**. In the condenser **4** the gas transfers its accumulated heat to the water tank. As it gets colder it transforms back to fluid. The pressure of the fluid is further reduced by the expansion valve **5**. The electric back-up heating **6** starts only when required during insufficient heat pump working conditions.



Alfea A.I Range Accessories

Navilink A59



- Room temperature display
- Radio communication
- Single product allows wired or wireless installation
- Simple activation for holiday mode

Boiler Connection



- Allows the connection of a gas or oil boiler to the Heat Pump
- Compatible with range of 2nd zone kits
- Provides system flexibility to cover all installations

2 Zone Kit (Single Service & Duo Unit)



- Compact 2nd zone kit for single service heat pump
- 2nd zone kit than can be fitted integral to the Duo heat pump
- Integrated low consumption circulation pump and mixer valve
- Compatible with underfloor heating, radiators and fan coils

Buffer Tank



- Compact and versatile buffer tank option
- Wall hung installation in either vertical or horizontal position
- Available in 25 & 50 litre capacities

Accessories for outdoor unit



White PVC floor support (x2)



Black rubber floor support (x2)



Wall bracket 560mm (with bar)



Heater for drain pan



Refrigerant pipes

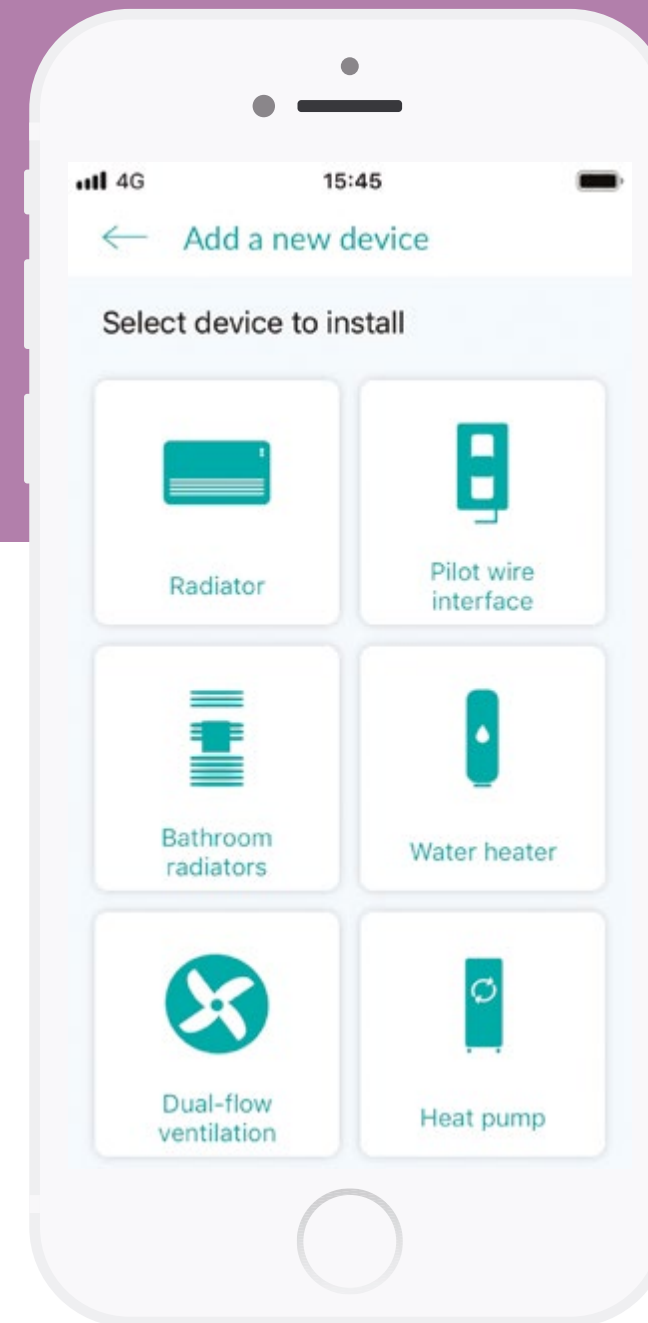


Protection pipes for refrigerant pipes

COZYTOUCH

APP AVAILABLE TO DOWNLOAD FOR FREE!

Cozytouch allows you to control your heating and hot water wirelessly from your phone*. Track your daily energy consumption, adjust the heating program and temperature ready for when you arrive home.



Here are just a few of the features of the Cozytouch smart app:



Real time monitoring



Daily energy management



Energy consumption breakdown



Control individual or multiple Atlantic products



Synchronize temperatures



Personalised tariffs




Take control
of your heating

Oniris

Electric radiator

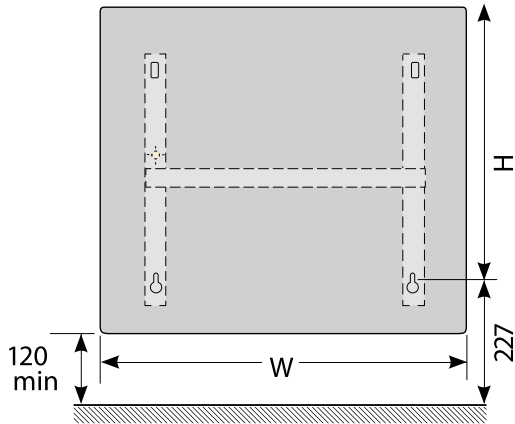
2 YEAR
WARRANTY



Key features

- In built smart control function tracks the user's requirements and room occupancy, adapting heating to comfort or eco mode accordingly (AUTO mode)
- Presence / absence detection feature – will automatically reduce heat if room is empty
- Open window detection – Oniris will switch to minimum heating if a window is opened
- Built in programming – three pre-set programmes per day modifiable by the user
- Pairing function with compatible heaters
- Electronic thermostat accurate to $\pm 0.1^{\circ}\text{C}$
- 45% of radiant heating, faster warm up
- Silent operation
- Consumption indicator for supreme energy efficiency
- Aluminium heating element with additional heating film
- Six command pilot wire for use with an external programmer
- Fitted via a H-shaped vertical support
- Colour shade: white (RAL 9016)
- IP 24 rated / CE marked

The Oniris is a very stylish digital electrical panel heater featuring a modern aluminium surface and heating element for warmth with style. Complete with occupancy detection which automatically reduces heat if the room is empty and an open window detection feature that will switch the heater to a minimum output.



Oniris technical data

OUTPUT (W)	DEPTH (MM)	WIDTH (MM)	HEIGHT (MM)	WEIGHT (KG)	MODEL
750	110	613	615	10.8	AH503907
1000	110	761	615	13	AH503910
1250	110	909	615	15.4	AH503912
1500	110	1058	615	18	AH503915
2000	110	1205	615	20.4	AH503920

Galapagos

Electric thermofluid radiator

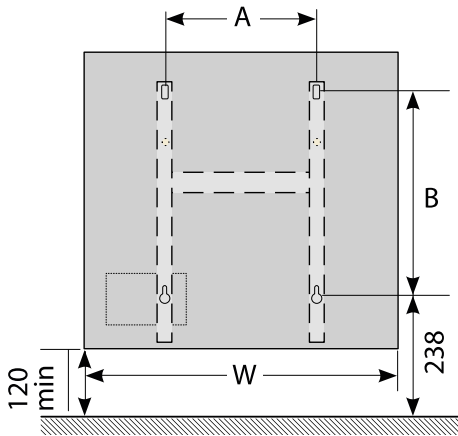
2 YEAR
WARRANTY



Key features

- In built smart control function tracks the user's requirements and room occupancy, adapting heating to comfort or eco mode accordingly (AUTO mode)
- Open / closed window detection switches heater to minimum when window is opened
- Three pre-set programmes modifiable by the homeowner
- Communication pairing to up to 10 devices
- Thermofluid technology – heating element immersed in a heat transmitting fluid
- Aluminium front panel with a stylish, curved design
- Double insulation and over-temperature safety device
- ASP (anti-dust) technology
- Colour shade: white (RAL 9016)
- IP 24 rated / CE marked

The Galapagos is a stylish, electric, fluid-filled radiator that distributes uniform heat from its entire surface using thermofluid technology. AUTO mode is an in-built smart control function that tracks the user's needs and room occupancy and adapts heating to comfort or eco mode accordingly. It also features open/closed window detection that switches the heater to a minimum output when a window is opened.




Galapagos technical data

OUTPUT (W)	DEPTH (MM)	WIDTH (MM)	HEIGHT (MM)	WEIGHT (KG)	MODEL
750	130	670	615	12.4	AH503907
1000	130	770	615	14.4	AH500610
1250	130	970	615	18.4	AH500612
1500	130	1070	615	20.4	AH500615
2000	130	1205	1370	26.4	AH500620

Tatou digital

Radiant panel heater

2 YEAR
WARRANTY



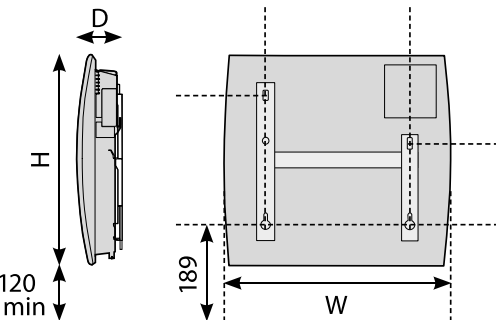
Key features

- Smart control functions learning and adapting the energy consumption to the user's lifestyle
- Window open/closed detection function switching to minimum heating function as soon as a window opens
- Digital display unit and Electronic thermostat
- Consumption indicator for responsible, informed use of the equipment
- Up to 45% energy savings* thanks to integrated programming and presence detector
- Extensive heat panel with sensors, black painted extruded aluminium heating element & digital display
- 6-command pilot wire: Comfort, Comfort- 1°C, Comfort - 2°C, Eco, Frost-free, Off
- Easy to install: H-shaped vertical support, which can also be used as an installation template
- ASP (Anti-Staining Process) to reduce staining on wall and on equipment
- Standard and high versions to adapt to the customer's rooms
- Colour shade: white (RAL 9016)

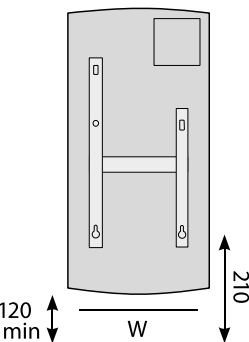
The Tatou Digital electric radiant panel heater has greater energy savings compared to a conventional electric heater from the in-built smart functionality which adapts energy consumption following the detection of temperature change including open and closed windows. Available in standard and high versions, Tatou Digital's super sleek design ensures it's not only functional but stylish too.



Tatou digital



Tatou vertical



Tatou technical data

OUTPUT (W)	DEPTH (MM)	WIDTH (MM)	HEIGHT (MM)	WEIGHT (KG)	MODEL
500	120	465	470	4.3	AH566205
750	120	540	470	4.9	AH566207
1000	120	615	470	5.5	AH566210
1250	120	765	470	6.2	AH566212
1500	120	1060	470	10	AH566215
2000	120	1060	470	10	AH566220

Tatou digital high technical data

OUTPUT (W)	DEPTH (MM)	WIDTH (MM)	HEIGHT (MM)	WEIGHT (KG)	MODEL
1000	135	470	775	7.2	AH666410
1500	135	470	995	9.3	AH666415
2000	135	470	1220	11.3	AH666420

Accessio

Electric thermofluid radiator

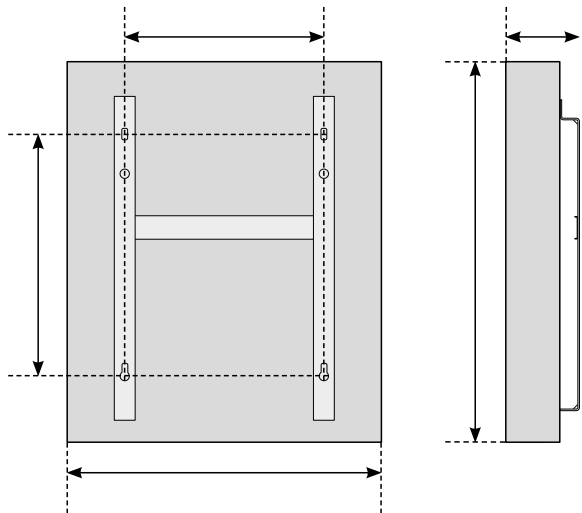
2 YEAR
WARRANTY



Key features

- Radiator fitted with user-friendly digital controls driving energy savings
- 6-command pilot wire: Comfort, Comfort -1°C, Comfort -2°C, Eco, Frost-free, Off
- 2 modes: Manual/Prog 24hour 7 day timer
- Thermofluid technology providing homogeneous & long-lasting heat, and no dry air
- ASP (Anti-Staining Process) to reduce staining on wall and on equipment
- High-quality electronic thermostat
- Up to 25% energy savings* through finest digital control and programming
- Easy to install: H-shaped vertical support
- Colour shade: white (RAL 9016)

The Accessio is an easy to use electric fluid filled radiator which delivers homogeneous long lasting heat as a result of integral thermofluid technology. Not only that, user friendly digital controls and an electronic thermostat can help homeowners achieve energy savings of up to 25% versus conventional electric heating solutions.



Accessio technical data

OUTPUT (W)	DEPTH (MM)	WIDTH (MM)	HEIGHT (MM)	WEIGHT (KG)	MODEL
300	127	410	575	8.25	AH524903
500	127	410	575	8.25	AH524905
750	127	490	575	9.9	AH524907
1000	127	490	575	9.9	AH524910
1250	127	651	575	13.2	AH524912
1500	127	732	575	14.8	AH524915
2000	127	973	575	19.7	AH524920

*compared with a mechanical convector

F127

Electric panel convector

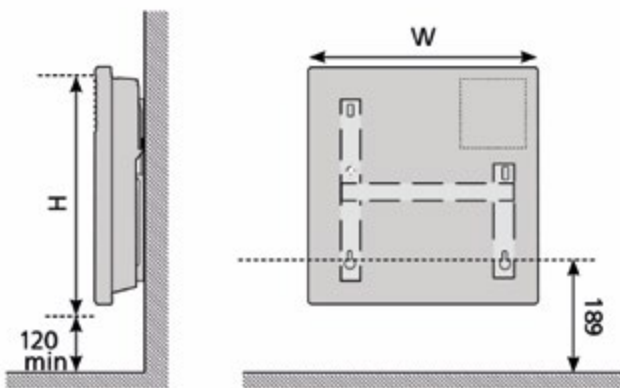
2 YEAR
WARRANTY



Key features

- 2 modes: Manual/Programmable 24 hour 7 day timer
- Open window detection
- High-precision electronic thermostat
- Ergonomic LCD digital controls
- Up to 25% energy savings*
- Sheathed heating element with an aluminium diffuser (safe, silent and long-lasting)
- Double insulated (requires no earth connection)
- Automatic over heat safety device
- Front air outlet wings
- Easy to install: H-shaped vertical support which can also be used as an installation template
- Cable exit right hand side
- Colour shade: white (RAL 9016)
- Class II and IP24 protection with dual electric insulation for ultimate safety

The F127 is an active heat convector with user-friendly controls that is suitable for all domestic applications. The F127 allows 24/7 programming according to your life rhythm for greater comfort and savings.



F127 technical data

OUTPUT (W)	DEPTH (MM)	WIDTH (MM)	HEIGHT (MM)	WEIGHT (KG)	MODEL
500	102	370	453	3.8	AH500101
750	102	380	453	3.8	AH500106
1000	102	447	453	4.2	AH500103
1250	102	517	453	4.4	AH500107
1500	102	590	453	5.5	AH500104
2000	102	740	453	6.8	AH500105

*compared with a mechanical convector