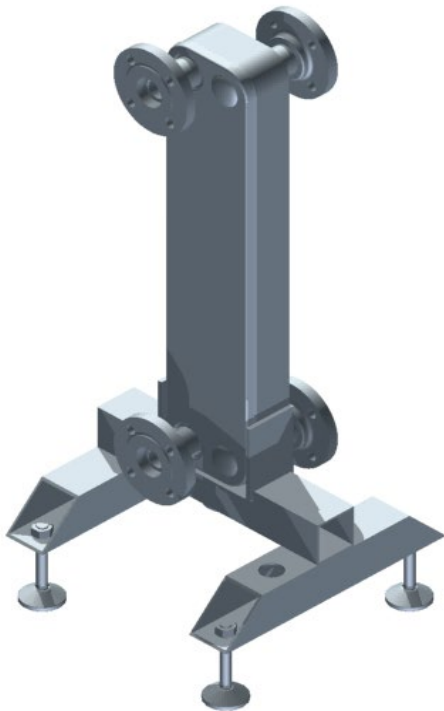




BRAZED PLATE HEAT EXCHANGER

60kW*



Covering outputs of 60, 150, 300, 450, 600, 750 and 900kW. Brazed Plate Heat Exchangers ensure optimum heat transfer efficiency and low resistance within a compact footprint. To be used with Ideal Commercial Frame and Header kits.

FEATURES & BENEFITS

- Compact design
- No gaskets
- Low maintenance and self-cleaning
- All units are pressure tested
- To be used with Ideal Commercial Frame and Header kits
- Ensures optimal heat transfer efficiency and pressure resistance
- Separates system water from the boiler
- Ensures the highest performance for longest possible service life

DIMENSIONS

The dimensions below represent the Plates only.



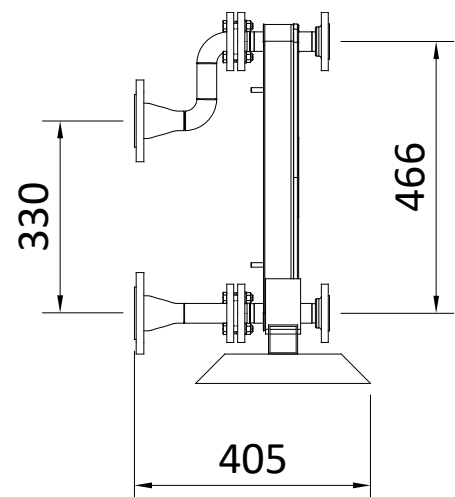
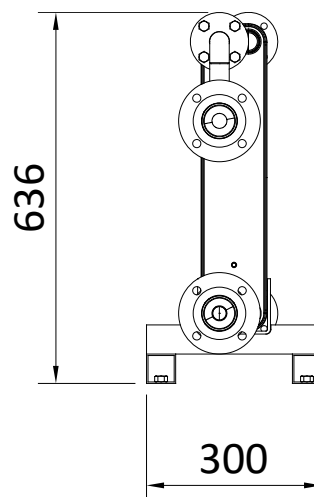
LENGTH
139mm



WIDTH
113mm



HEIGHT
527mm



BRAZED PLATE HEAT EXCHANGER 60kW SPECIFICATIONS

TECHNICAL SPECIFICATION

| | | HOT SIDE | COLD SIDE |
|----------------------------------|----------------|-----------------|-----------|
| Mass flow rate | kg/s | 0.717 | 0.719 |
| Inlet temperature | °C | 80.0 | 50.0 |
| Outlet temperature | °C | 60 | 70.0 |
| Pressure drop | kPa | 15.7 | 19.3 |
| Heat exchanged | kW | 60 | |
| Heat transfer area | m ² | 1.04 | |
| Flow configuration | | Countercurrent | |
| Number of plates / thickness | | 20 / 0.3mm | |
| Number of passes | | 1 | 1 |
| Pressure vessel code | | PED | |
| Design pressure at 90.00 Celsius | Bar | 40.0 | 40.0 |
| Design pressure at 225.0 Celsius | Bar | 32.0 | 32.0 |
| Design temperature | °C | -196.0 / 225.0 | |
| Overall length x width x height | mm | 139 x 113 x 527 | |
| Net weight, empty / operating | kg | 6.11 / 8.03 | |

FRAME & HEADER CONNECTIONS

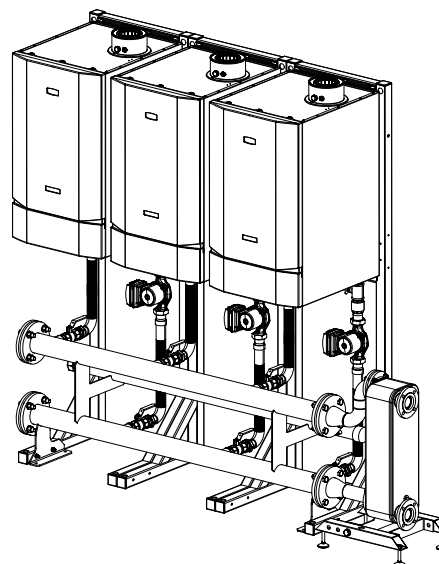
| | |
|-----------------|------|
| Low Height | DN50 |
| Low Height | DN65 |
| Standard Height | DN80 |

STANDARD MATERIALS

| | |
|--------------|-----------------|
| Cover plates | Stainless steel |
| Connections | Stainless steel |
| Plates | Stainless steel |
| Brazing | Copper |

*This is the nominal capacity of the plate heat exchanger applying the operating conditions shown in this document. Please contact Ideal Commercial to confirm the expected performance if the operating conditions differ from those shown.

SYSTEM CONNECTIONS DN25



211381

GET A QUOTE

W: IDEALCOMMERCIALBOILERS.COM

E: commercial@idealboilers.com

T: 0844 543 6060

 @idealcommercial
  Ideal Boilers
  @idealcommercialboilers